




## Design Technology Homework - Year 7 Puzzle Project

### Retrieval

#### 1. Timber tools

State the names of the tools on the sheet. Explain what each tool is used for.



<https://woodandshop.com/which-hand-tools-do-you-need-for-traditional-woodworking/>

### Reading

#### 2. Timbers

Read up on Hardwoods using this website:


<http://www.wood-database.com/>

Describe Oak, Beech, Balsa and Mahogany.

### Rewarding

#### 3. Experiment with Isometric drawing.

Practise your 3D drawing skills. Try and draw these objects:



[Support presentation](#)

[Isometric grid](#)




## Design Technology Homework - Year 7 Food

Retrieval	Reading	Rewarding
<p>1. Health, Hygiene and Safety</p> <p>Make a list of 6 things that must be done in order to keep the kitchen safe. Draw a picture of a fridge with the door open. Label where each type of food should be stored: Meat, salad, dairy, jars, Fruit and vegetables.</p>	<p>2. Read the recipes on the Good Food website. How do these compare to the recipes cooked in school? If you can, cook a recipe with a parent.</p> <p><a href="https://www.bbcgoodfood.com/recipes/collection/kids-cooking-recipes">https://www.bbcgoodfood.com/recipes/collection/kids-cooking-recipes</a></p>	<p>3. Share one of the dishes you cooked at school with a family member. Ask them questions about the dish and get some feedback from them. What do they think you could do to improve the recipe?</p>
<p>4. 'Where is my food from?' worksheet.</p>	<p>5. Read about what it takes to manage a restaurant or work in the Hospitality area.</p> <p><a href="https://www.bbc.co.uk/bitesize/articles/z4v7bdm">https://www.bbc.co.uk/bitesize/articles/z4v7bdm</a></p> <p><a href="https://www.bbc.co.uk/bitesize/articles/zm3wnrd">https://www.bbc.co.uk/bitesize/articles/zm3wnrd</a></p> <p><a href="https://www.bbc.co.uk/bitesize/articles/zbq4scw">https://www.bbc.co.uk/bitesize/articles/zbq4scw</a></p>	<p>6. Cook another batch of cakes at home. Vary your recipe, try adding different ingredients and decorate the cakes. Share them with your family and get some feedback.</p>



Design Technology Homework - Year 7  
Pen Project

Retrieval	Reading	Rewarding
<p>1. Research Plastic found in the home.</p> <ul style="list-style-type: none"><li>List 5 products in your home that are made of plastics</li><li>List 5 single use plastic products that are found in the home.</li><li>Explain why it's important to recycle plastics.</li></ul>	<p>2. Read these stories about how some everyday objects were invented:</p> <p><a href="https://docs.google.com/document/d/1dISooJ5RsMqJuWH7JiwUP364FU9v4Lz32_zNYfaHAeo/edit?usp=sharing">https://docs.google.com/document/d/1dISooJ5RsMqJuWH7JiwUP364FU9v4Lz32_zNYfaHAeo/edit?usp=sharing</a></p> <p><a href="https://inventionland.com/blog/funny-invention-stories-everyday-objects/">https://inventionland.com/blog/funny-invention-stories-everyday-objects/</a></p>	<p>3. Watch the video to find out how BIC ballpoint pens are made:</p> <p><a href="https://www.youtube.com/watch?v=nZ1XlnXskAk">https://www.youtube.com/watch?v=nZ1XlnXskAk</a></p>
<p>4. Which saws do we use in our pen project and explain which are easiest and hardest to use by looking at the image below.</p> 	<p>5. How were pens invented? Here is a history of how it all started:</p> <p><a href="https://docs.google.com/document/d/1aMHj3xdV7BjqibBXZnMTK7jTJYTpXEZPji0hXAE7omg/edit?usp=sharing">https://docs.google.com/document/d/1aMHj3xdV7BjqibBXZnMTK7jTJYTpXEZPji0hXAE7omg/edit?usp=sharing</a></p>	<p>6. Can you find other BIC pens in different colours that you can use in your custom pen?</p>



St Peter's Collegiate Academy  
Part of Three Spires Trust



---

	<p><a href="https://www.executivepensdirect.com/blogs/help-advice/the-history-of-pens">https://www.executivepensdirect.com/blogs/help-advice/the-history-of-pens</a></p>	
--	--	--