

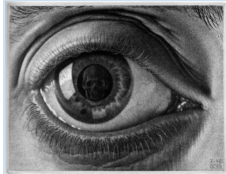


Art Homework - Year 9 Autumn - 'Eyes & Skulls'

Retrieval

1. Create a detailed and technically accurate copy of McEscher's eye.

Produce a detailed pencil tonal copy of M C Escher's eye



What I am looking for

- A neat and accurate outline.
- A wide range of tones.
- Neat shading considering the direction.
- Shadows and highlights
- 3D qualities

Can you see the skull in the pupil?

Need help? Draw a grid over the image, and draw a grid in the space...
Now work on a bit at a time.

Reading

2. Read this article:

<https://mcescher.com/about/eschers-route-to-fame/>

Rewarding

3. Create a 3D skull out of paper.





Art Homework - Year 9 Spring - 'Ndebele'

Retrieval

1.

TASK

To design your own Ndebele pattern as a piece of jewellery, a brooch.

To paint your design on a piece of wood.

Resources

1. Small pieces of thin wood
2. Acrylic paint
3. Permanent marker- black
4. Varnish

1. Using a pencil draw out your design on a piece of paper which is the exact size of the wood. Can use receipt paper to transfer onto wood.

2. Use a black pen to outline the details on the wood.

3. Paint very carefully with a thin pointed brush

4. After painting Outline your designs with a black pen

5. Varnish the piece of wood with PVA glue or Varnish

Add a brooch clip with glue at the back

Reading

2. Read this article:

<https://www.sahistory.org.za/people/es-ther-mahlangu>

Rewarding

3. Creative design:
either paint a terracotta pot with



Ndebele-inspired designs or create your own papier mache pot and add Ndebele inspired patterns.



Art Homework - Year 9
Summer - 'Aboriginal Art'

Retrieval



1.

Name:

Task
Create a design for your mixed media gecko.



- Split your gecko into sections: head, body, tail. Design each section – curves, chevrons, and larger circles.
- Use felt tip pen to apply dots close to one another – as in the examples above.
- Add circle shapes to the background.



Extension tasks



Reading

2. Read this article

<https://www.aboriginal-art-australia.com/aboriginal-art-library/the-story-of-aboriginal-art/>

Rewarding

3. Creative didgeridoo design:

Take a kitchen roll tube, or some cardboard, and make a tube: paint with aboriginal designs to make your didgeridoo.

