



Art Homework - Year 7 Autumn - 'Pop Art'

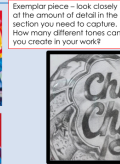

Retrieval

1. Draw a lollipop

Produce a small but detailed tonal pencil study of Sarah Graham's Lollipop painting.

Enlarge a section of Sarah Graham's work

Select one of these sections and enlarge into the space:



Alternatively use a viewfinder to select a section from the next slide.

Before you begin - take a look at the range of tones that you can use in your drawing. Press harder to the darker tones and slowly release the pressure for lighter tones.



Reading

2. Read this article:



<https://sarahgraham.info/biography>

Rewarding

3. Make a 3D lollipop

Extension work recreate this lollipop as a super-size 3D sculpture

Lollipop sculpture



Find a large ball shape, such as a football, cover with foil to protect the ball.

If you don't have a football you can use a plastic carrier bag stuffed with newspaper and tied tightly into a ball shape.



Paper mache with several layers of newspaper/ brown paper, and carefully cut off the ball - you will now have 2 halves that will be needed to be joined together. Use strips of newspaper to layer over the join.

If you use the bag option there will be no need to take off... just continue building your lollipop.



Create your stick by using an old tube/ rolled up piece of card, cover with a layer of paper



Fix the ball and stick together, then add a strip of card around the centre and the base. Cover the whole piece with another layer of paper mache. Now it's ready to paint / decorate.

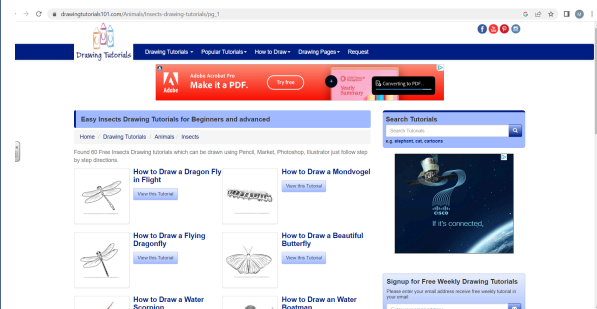


Art Homework - Year 7 Spring - 'Insects'

Retrieval

1. Draw an insect

https://www.drawingtutorials101.com/Animals/Insects-drawing-tutorials/pg_1



Reading

2. Read this article:

<https://christophermarley.com/biography-2/>

Rewarding

3. Creative design:

Design your own patterned insect in the style of Rosalind Monks

Rosalind Monks

Rosalind Monks has created artworks of all sorts of animals but her insects are particularly appealing. Inspired by the environment Monks is a true traveller who grew up in the Swiss countryside and then has spent time in Australia, Newzealand and majored in Illustration at the University of Brighton in the UK. Her bold designs can be seen on skirts, sunglasses as well as stand-alone art pieces across the globe.



Design your own patterned insect in the style of Rosalind Monks



Art Homework - Year 7
Summer - 'Mindful Mushrooms'

Retrieval

1. Design a mushroom you would expect to find in 'Alice in Wonderland.'



Reading

2. Read this article and watch the video:

<https://www.tate.org.uk/art/artists/yayoi-kusama-8094/introduction-yayoi-kusama>

Rewarding

3. Create a 3D mushroom and decorate the surface with raised elements and bright colours or other interesting elements such as lights.

